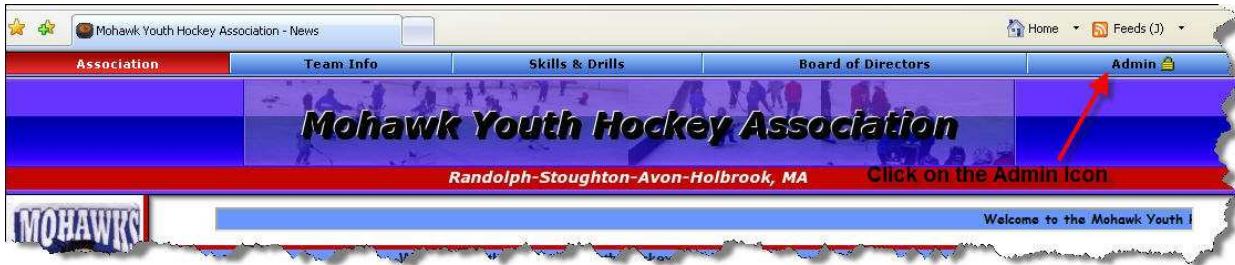
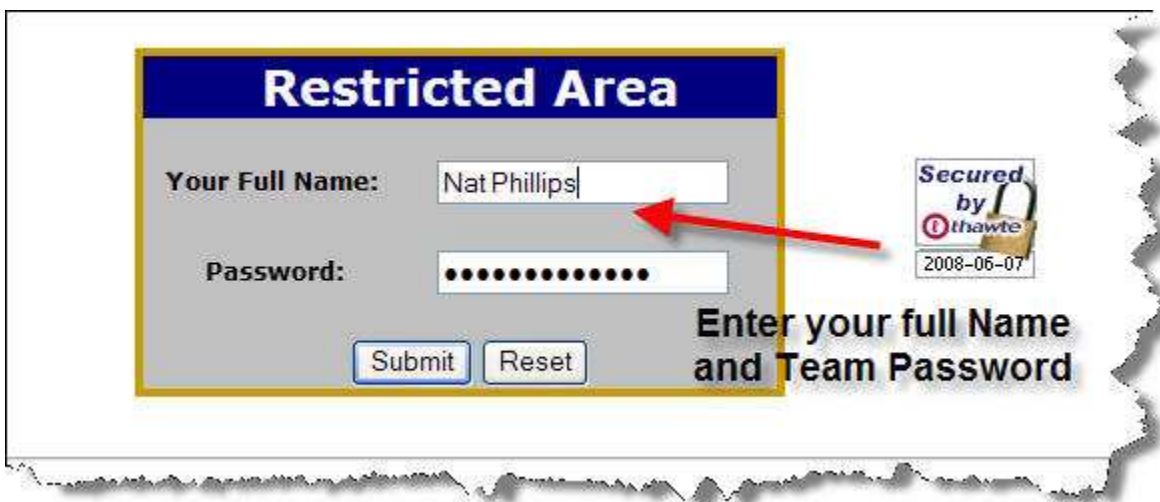


MYHA Coach's Web Manual

To log on, simply click on the Admin Icon in the upper right hand corner on the main page.



Enter your full name and password.



Click Submit.



This will bring you to the Team Manager Manual. The Team Manager Manual explains how to use different features with the club website.

Sponsored By: **Stoughton Patrolmen**

Association | **Team Info** | Skills & Drills | Board of Directors | Admin

Mohawk Youth Hockey Association

Randolph-Stoughton-Avon-Holbrook, MA

Team Manager's Manual

Welcome to the League Athletics Managers' Manual. This documentation is designed to make it easier for you to use the different features associated with your club's website. These capabilities will make it easier for you to communicate with and manage your team.

This manual will explain step by step how you can:

- [Add or Edit a team bulletin](#)
- [Edit game results](#)
- [Edit member information](#)
- [Post a general event](#)
- [Upload a document](#)

All of the above features will be available to you after you are signed in under the "Admin" section of your site. Also, additional field specific help is available on each form by clicking the blue help dots

Click on Team Info to get to your team's site.

Sponsored By: **Stoughton Patrolmen**

Team Info | Skills & Drills

Mohawk Youth Hockey Association

Randolph-Stoughton-Avon-Holbrook, MA

Click on the Team Info Icon

Team Manager's Manual

Welcome to the League Athletics Managers' Manual. for you to use the different features associated with

You should be brought to your team's Bulletin Page. The bulletin should be the primary way to communicate with your team's players and parents. Bulletins are displayed on your team's home page with the newer bulletins displayed at the top of the page. You can optionally email new bulletins to players and parents using the "Broadcast Email" feature.

Sponsored By: **Sudbury Farms**

Association | **Team Info** | Skills & Drills | Board of Directors | Admin

Mohawk Youth Hockey Association

Randolph-Stoughton-Avon-Holbrook, MA

Season: 2008 - 2009 | League: Mites | Team: Mites C

Welcome to the Mohawk Youth Hockey Association Website: Worry Free Hockey, No Consequences!!!

Mites C

Key Contacts

Name	Home	Work	Cell
Coach Nat Phillips			

[Add New Bulletin](#)

Subscribe to Mites C's RSS News Feed

To get to the roster information, click on Team Info -> Roster or Roster on the left hand side Menu Bar.

The screenshot shows the website interface for the Mohawk Youth Hockey Association. At the top, there is a navigation bar with tabs for "Association", "Team Info", "Skills & Drills", and "Boat". The "Team Info" tab is selected. Below this, a vertical menu on the left contains options: "Bulletins", "Schedule", "Calendar", "Roster", "Results", and "Multi-Schedule". A red arrow points from the "Roster" option in this menu to the "Roster" option in the top navigation bar. Another red arrow points from the "Roster" option in the top navigation bar to the "Roster" option in the left-hand menu. The main content area displays "Mites C" and "Key Contacts" with a table listing "Coach Nat Phillips". There is also a link for "Add New Bulletin" and a "Subscribe to Mites C's RSS News Feeds" button.

To Edit a Player's information click on the Edit Icon next to their name. Each coach has the ability to edit the player's information during the summer.

The screenshot shows the "Mites C - Team Roster" page. At the top, there are links for "Printable Version" and "Email the team". Below this is a table with columns for "Name", "Home", "Work", and "Cell". The first row is for the "Coach" and includes an edit icon. Below this is a larger table with columns for "#", "Participant/Guardian(s)", and "Pos/BDay". The first row is for a "Player" with a birth date of "12/27/2000" and location "Holbrook, MA 02343". A red arrow points to the edit icon next to the first player's name. A red text box on the left says "Click on the Edit Icon to add the correct phone number or e-mail address".

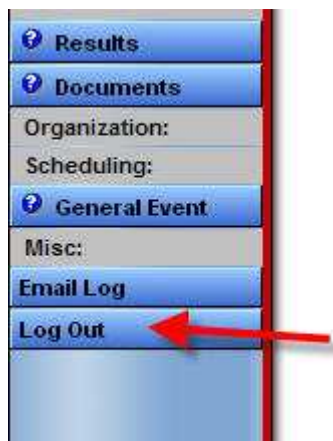
To E-mail your team, simply click on Email the Team under the Team Roster.



To Print your Team's Roster, click on the Printable Version under the Team Roster.



To Log Out, simply click on Log Out under the Admin Menu.



If you have any questions, comments or concerns, please e-mail webmaster@mohawkyouthhockey.org.